



Soil moisture sensor installation



22.03.2021

Before you start the installation, soak the probe into the water for at least 30 minutes.

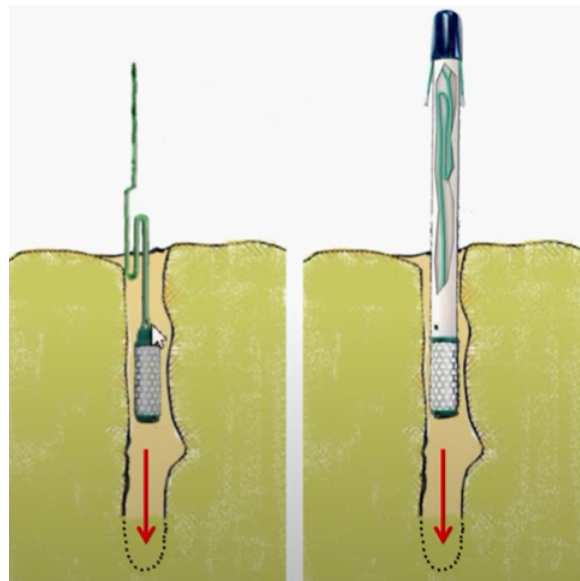
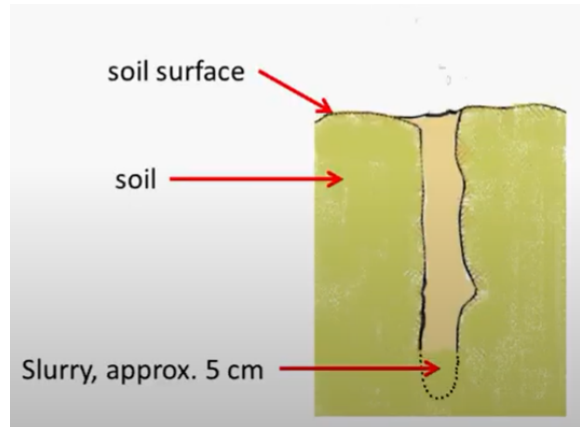


WARNING! Probes cables (both soil moisture and temperature) must be placed inside a PVC pipe with an internal diameter not less than 23mm. If the cables are placed directly in the soil, they can be damaged by rodents.


Dig a hole for the and mix a dug soil with water to the consistency of honey. The bottom of the dug hole should be poured with prepared mud.



The probes should be placed at the bottom of the hole, so that the soil moisture probe has direct contact with the soil.



The rest of the mixed mud should be used to fill the spaces in the hole once the probes have been placed.



[Catalog card](#)